
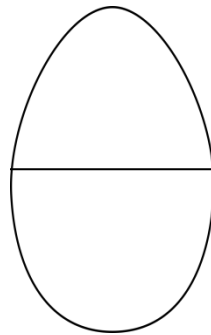
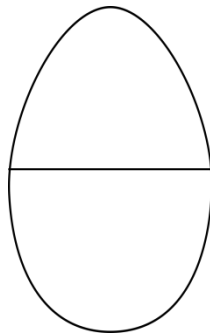
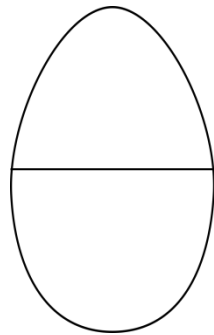


# Easter Egg Math Freebie!



# Teacher Info:

## Materials:


Plastic Easter eggs  
Crayons/colored pencils & pencils  
Recording sheets  
Manipulatives

## Directions:

1. Use a Sharpie to create math problems on each of the plastic Easter eggs. You can create basic addition and subtraction problems for younger students or challenge older students with addition and subtraction with regrouping. Multiplication and division facts can be written on the eggs for older students.
2. Provide students with manipulatives, crayons, and recording sheets.
3. Allow students to create their own math problems using the plastic eggs. They can mix and match the eggs to make their own math problems.



# Easter Egg Math





# Easter Egg Math






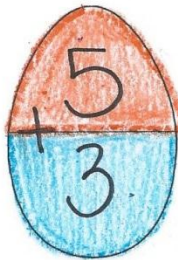
# Example:


Name: Mrs. Pledger

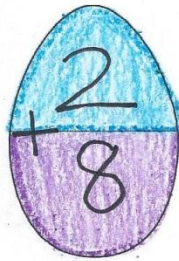
Date: 3-13-2013

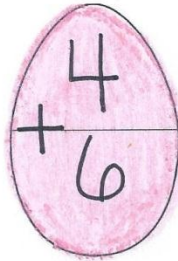
## Easter Egg Math!



$$\begin{array}{r} 9 \\ + 7 \\ \hline \end{array} = \boxed{16}$$

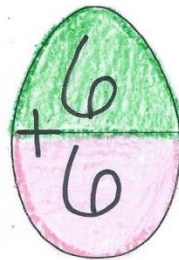

$$\begin{array}{r} 5 \\ + 3 \\ \hline \end{array} = \boxed{8}$$



$$\begin{array}{r} 1 \\ + 8 \\ \hline \end{array} = \boxed{9}$$



$$\begin{array}{r} 2 \\ + 8 \\ \hline \end{array} = \boxed{10}$$



$$\begin{array}{r} 4 \\ + 6 \\ \hline \end{array} = \boxed{10}$$



$$\begin{array}{r} 1 \\ + 7 \\ \hline \end{array} = \boxed{8}$$



$$\begin{array}{r} 6 \\ + 6 \\ \hline \end{array} = \boxed{12}$$


$$\begin{array}{r} 9 \\ + 5 \\ \hline \end{array} = \boxed{14}$$


$$\begin{array}{r} 5 \\ + 4 \\ \hline \end{array} = \boxed{9}$$


$$\begin{array}{r} 2 \\ + 3 \\ \hline \end{array} = \boxed{5}$$

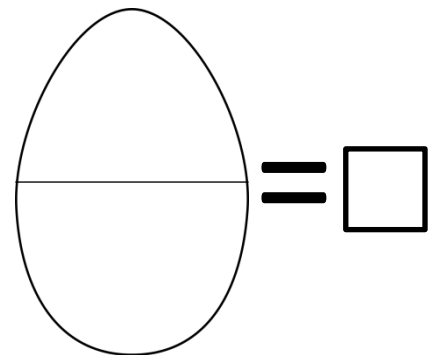
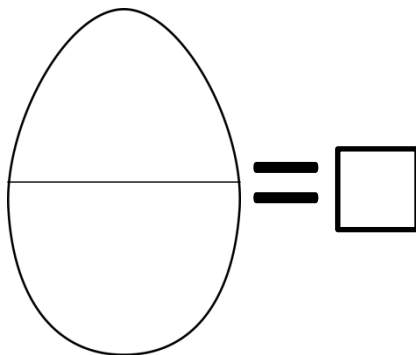
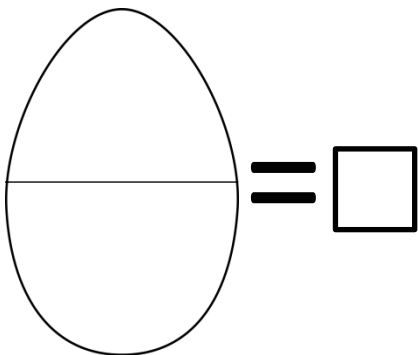
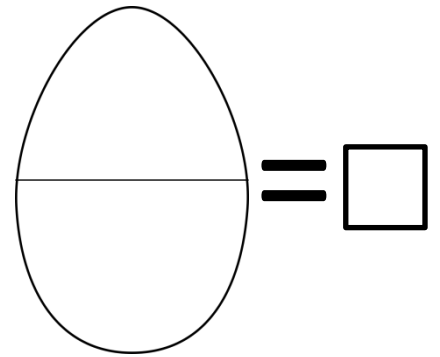
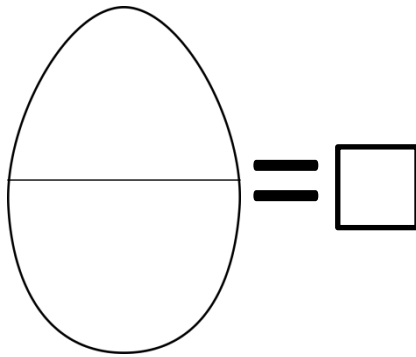
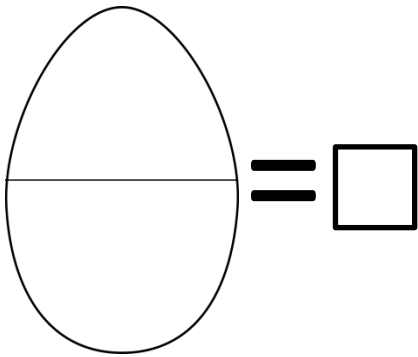
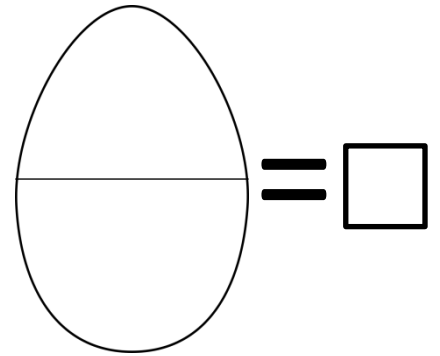
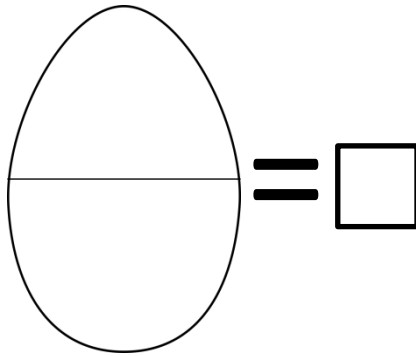
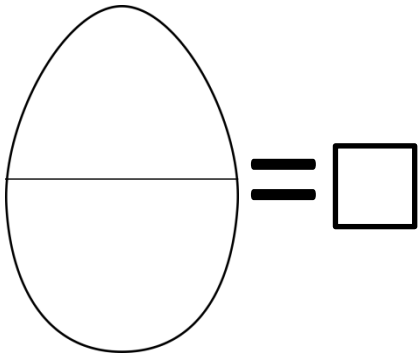
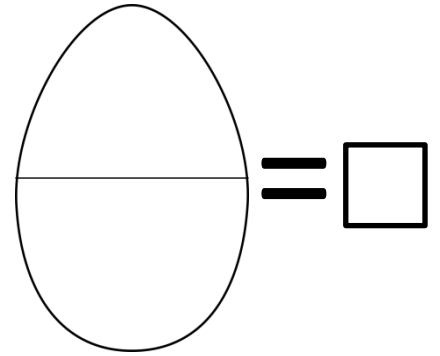
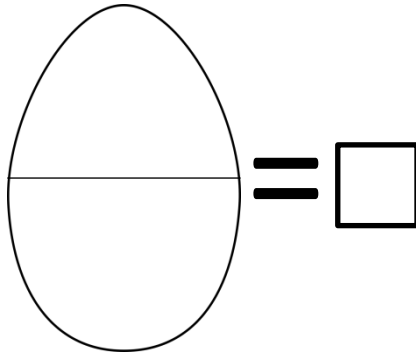
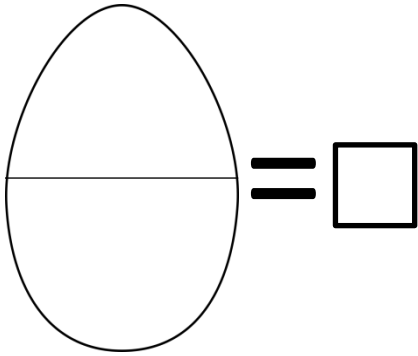

$$\begin{array}{r} 6 \\ + 5 \\ \hline \end{array} = \boxed{11}$$


$$\begin{array}{r} 4 \\ + 4 \\ \hline \end{array} = \boxed{8}$$

Name: \_\_\_\_\_

Date: \_\_\_\_\_

# Easter Egg Math!



# Thanks!

Please e-mail me at  
[TheHappyTeacherTpT@gmail.com](mailto:TheHappyTeacherTpT@gmail.com)  
if you have any questions or concerns about  
this item!

You can view more of my items at:  
[http://www.teacherspayteachers.com/Store  
/Thehappyteacher](http://www.teacherspayteachers.com/Store/Thehappyteacher)

Check out my blog:  
<http://thehappyteachertpt.blogspot.com/>

Fonts: [Kimberly Geswein](#)

Graphics: DreamLikeMagic, Ink n Little Things,  
From the Pond, Bubbly Borders and More

Copyright © 2013 TheHappyTeacher  
All rights reserved by author.  
Permission to copy for single classroom use only.  
Electronic distribution limited to single classroom  
use only.  
Not for public display.



TheHappyTeacher